

Newsletter of
The Gardeners' Club,
Santa Cruz County,
California



February 2018
Writer/Editor:
Lise Bixler
([lisebixler@
sbcglobal.net](mailto:lisebixler@sbcglobal.net))



Plants of the Southern Hemisphere: A Presentation by Heather Blume



We are extremely fortunate to have two great resources locally, the Cabrillo Environmental Horticulture Center Botanic Gardens and the UCSC Arboretum, which focus on plants from the Mediterranean climates of the world and are ideally suited for our climate. At Cabrillo, we can admire, learn about and purchase plants from Australia, New Zealand and South Africa, plants that thrive here. We are also extremely fortunate to have Heather Blume, an expert on and enthusiast of these plants, to speak at our next meeting. She is currently the Cabrillo Nursery and Garden Manager.

Heather likes to talk about plants with them in front of her—and enjoys moving around in front of a group and among the crowd. So she will bring lots of sample plants to share, as well as propagation material for demonstration purposes. Heather will be talking about and bringing samples of many plant groups – protea, restios, cordylines, correas, anigozanthos, aloes, ferns, trees and other favorites. She will speak about landscape combinations, with attention to using colors (reds, greens, grays) and textures. She'll talk about which plants are deer resistant, how to foil gophers, fertilization, pH concerns, drainage and viral diseases. Many of us are familiar with plants such as leucadendrons and have them in our gardens but don't have a clue how to do things such as prune them. And those of us who are experimenting with propagation are

eager to hear her tips for growing plants from cuttings and seed.

Heather was fascinated with plants from an early age. She began with African violet leaf

cuttings at age 8 and expanded into all sorts of houseplant cuttings and divisions until her bedroom became a jungle by the age of 15. Over the years, she had many private plant collections, beautifully landscaped yards, extensive vegetable gardens and her own greenhouse.

She left the hectic gourmet restaurant field in 2009 and returned to school at Cabrillo, jumping headfirst into their horticulture program. She loved it so much, she hated to leave upon graduation, but with degree in hand she went to work as the manager at the local Hidden Gardens Nursery in tandem with her own landscaping business. When the Curator position opened up 5 years later, she jumped at the chance to return to Cabrillo's horticulture program. There she spends her time managing the propagation and hydroponic greenhouses, organic farms and works with students growing a wide selection of edible and ornamental plants.

To this day, she still enjoys the wonder and joy plants bring to her life that she enjoyed as that little 8 year old girl and loves to share that with others!


Meeting: Thursday, Feb. 8th, 7 p.m., Aptos Grange, 2555 Mar Vista Dr. Refreshments will be served. Thanks to Lynn Bock for snack, Liz Neely for dessert and Allan Neymark for beverages.



Years ago I was given a berry-colored Dramm hose, and it inspired an area in my garden I dubbed "The Purple Party". That year I planted many eggplants, Princess Flower, Passion Flower, and burgundy roses. Now Pantone has announced that its 2018 color of the year is Ultra Violet, and I'm ready. My hose has long since faded, but I've got purple-y trugs, gloves and a rather amazing number of passionately violet plants and flowers growing in my garden.



Geranium
'Roxanne'



Hellebore
'Grape Galaxy'

"Ultra Violet communicates originality, ingenuity and visionary thinking that points us towards the future," says Pantone. Generations of gardeners have added this dramatic color to their dining tables, herb gardens, berry patches, flower beds and kitchen gardens.

Ornamental edibles, both annual and perennial, provide all sorts of possibilities, with richly hued purple berries, purple cauliflower and asparagus, peppers, peas, basil, beets, carrots and more. The undersides of tree collards are a GORGEOUS.magenta. I'm planting Johnny's Seeds Purplette Mini Onion right now,



as well as purple peas from Baker's Creek. It is wonderful to grow plants with

contrasting colors. Bright green or chartreuse goes pow! Next to ultra violet. Look sat the Red-veined sorrel below.



Magenta radishes, bright beets, purple carrots—root crops provide endless possibilities.



Viola 'Laura'



Purple basil

There is no room to show you all of the possibilities with clematis, or morning glories. Don't forget the salvias!



Salvia 'Ultraviolet'



Do you have ultra violet or bright purple things growing in your garden? Bring what you have to the Bouquet Table to share at the meeting.





Growing Tomato Transplants from Seed - February 25, 2018 (\$69).

Cynthia is the consummate educator, and you can find more resources on her Facebook page (<https://www.facebook.com/loveapplefarm/>). There she's added a series of videos about

My 2017 Early Girls are still producing tomatoes—can you believe it? I started about 15 different kinds of tomato seeds a couple of weeks ago, and hope to bring some teeny tiny seedlings to the February meeting.

For those of you who dream of heirlooms and like to buy tomato plants with more of a head start, you can pre-order tomato, eggplant and pepper plants for spring pick up from Love Apple Farms at loveapple.presale.tictail.com. A complete list of varieties available can be found at the Love Apple website, <http://www.growbetterveggies.com/growbetterveggies/love-apple-farms-2008-tom.html>. There you can also find owner Cynthia Sandberg's highly informative articles "How to Grow Better Tomatoes" and "Growing Tomatoes in Pots", and information on the principles of biodynamic gardening. Also on the website is information about all of her upcoming classes. In February, she is offering the following classes at her farm, 2317 Vine Hill Road, Santa Cruz:

Growing Tomatoes, Peppers & Eggplants from Seed - February 3, 2018 (\$89)



Fruit Trees Simplified - February 10, 2018 (\$89)



Designing the Perfect Vegetable Garden - February 18, 2018 (\$69)

Backyard Bee-Keeping - February 24, 2018 (\$99)



tomatoes, like this one about the importance of calcium to healthy tomato growth.

The Ultimate Tomato Cage in 5 Easy Steps



Joe Gardener (aka Joe Lamp'l is my hero. At his website (<https://joegardener.com/>), I can learn just about anything I need to know about gardening. I'm very impressed by his plan for making sturdy, reusable tomato supports. He gets livestock panels at a farm and tractor supply stores. Each one is 16 feet long and just over 4 feet wide. They're made of galvanized metal and super sturdy. You can make them in different sizes, but in his case, he makes one complete cage at the

ANOTHER RESOURCE!



www.thespruce.com


Complete Guide to Growing Organic Tomatoes

<https://www.thespruce.com/complete-guide-to-growing-organic-tomatoes-2540041>

height and width he likes, with some pieces left over that he can use elsewhere in the garden. That way, the entire panel gets used with no waste. While you might consider the cost of a livestock panel at \$20 a bit expensive for a single tomato cage, considering that these will last for years and with all the usable excess pieces, it's a deal.

You just need two things to make these cages. First, one livestock panel for each cage (select the panel style that has a grid pattern approximately 6 inches square). You also need a pair of bolt cutters. You can get a large pair for about \$22 at someplace like Home Depot.

For step-by-step directions on how to make the cages, or to watch a video showing you how, go to <https://joegardener.com/video/the-ultimate-tomato-cage-in-5-simple-steps/>.



[video/the-ultimate-tomato-cage-in-5-simple-steps/](https://joegardener.com/video/the-ultimate-tomato-cage-in-5-simple-steps/).





BEE-FRIENDLY GARDEN: HOW TO CREATE A BEE SANCTUARY IN YOUR BACKYARD

Cabrillo Extension Class
Sat., Feb. 24th - NEW DATE!
1:00 - 4:00 pm
Room: 1605 and Native Revival
Nursery in Aptos.

Would you like to create a beautiful garden and also do your part to save the bees, all in one? A huge part of keeping honey bees healthy is to ensure they have the plants they need to survive available to them year round. Join this one-day workshop on bee-friendly gardening by starting the day at Cabrillo for a discussion and presentation on native plants, drought tolerant plants, perennial and annual flowering plants and basic bee-friendly landscape design. We'll then break for lunch and make our way to Native Revival Nursery, just a few minutes from campus, where we will walk the grounds to see, smell and touch some recommended plants for your very own Bee Friendly Garden. This class helps us all save the bees and make our gardens more beautiful at the same time!

Students go home with a small bee-friendly garden starter kit from Native Revival Nursery, a plant list that breaks down the best bee plants by size, annual blooming schedule, place of origin and water needs. Register after Jan. 29: \$65. Register 2 or more: \$55 each plus \$25 materials fee payable at registration.

BLUE FLOWERS ARE BEE-LOVED

A recent study has shown that bees are particularly attracted to violet/blue colored flowers

PLANT:

Borage	Verbena
Cornflower	Bergamot
Lavender	Echinacea
Rosemary	Hebe
Bluebells	Snapdragons

facebook.com/UrbApothecary

URB

TO BEE OR NOT TO BEE - FREE BEEKEEPING OVERVIEW



Sunday, February 25, 2018

11:00am-12:30pm—Lecture

1:00pm-2:00pm - Equipment overview

Mountain Feed & Farm Supply

9550 CA-9, Ben Lomond

Interested in beekeeping but not sure if it's right for you? This workshop explains what it takes to become a successful, responsible beekeeper before you commit to buying equipment and taking a paid class. Complete Beekeeping equipment overview to follow. RSVP is required. RSVP by calling (831) 336-8876 or by emailing events@mountainfeed.com. Please include your phone number if you are RSVP'ing by email.

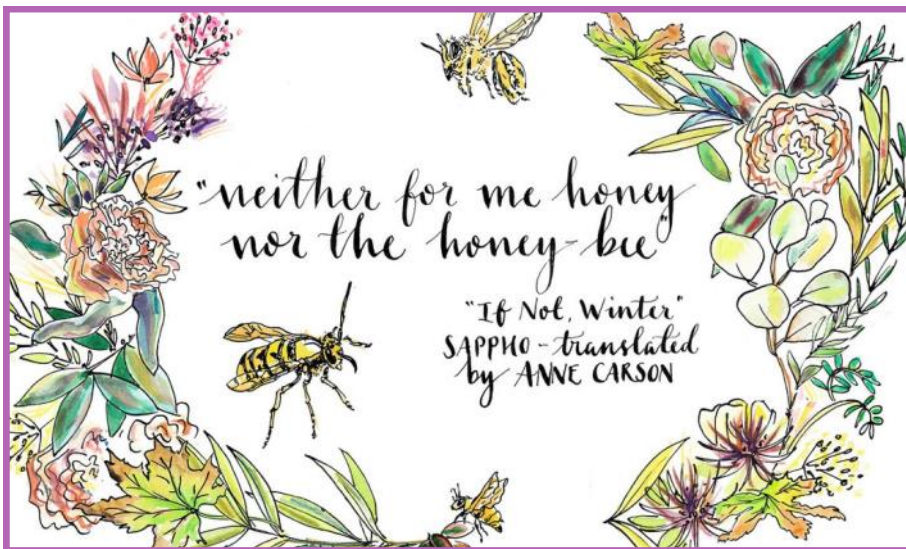


Illustration: Polly Crossman. More at <https://www.the-pool.com/arts-culture/books/2017/42/ella-risbridger-my-life-in-poems-sappho-anne-carson>



New Book from Timber Press— Renovation: Transform Your Yard into the Garden of Your Dreams by Bobbie Schwartz

Delivering sensible and wide-ranging tips, this useful guide to updating any type of yard is an excellent resource for the casual or inexperienced gardener. This do-it-yourself guide will help you with something as minor as replacing a shrub or as major as pulling everything up and starting from scratch.. No matter the size of your space or the scope of the project, the sage advice in this book will help you turn a problem-filled yard into a paradise. Bobbie Schwartz draws on her years of experience as a garden designer to teach how to evaluate the plants and features present in our yards, determine what to keep and what to remove, choose the right plants and design plans for successful remodels and how to know when to hire help. A gallery of before-and-after photos provides ideas and inspiration for turning a tired garden into an enlivening retreat.

The UC Santa Cruz Arboretum & Botanic Garden and the *Ray Collett Rare and Extraordinary Plants Lecture Series* presents:

Observations from an Original Australian Garden: the Weird and Wonderful Birds of Australia



Featuring UCSC Professor of Ecology and Evolutionary Biology

Bruce Lyon, Ph.D

Thursday, February 22nd, 7pm

UC Santa Cruz Arboretum Meeting Hall, Arboretum Road, Santa Cruz

...

Australian plants are distinct and, in some cases, even bizarre compared to what we are used to in our own flora, but what about the birds that associate with these plants in Australia? What are these birds like? Going to Australia to study and observe birds is like going to avian Mars. I will show a selection of photographs from a month-long visit in 2016 where I had the opportunity to immerse myself completely in the natural history of Australian birds. I will cover some of the broad-brush features that make Australia's bird life different from most other places and present natural history vignettes of a few of the species to give a sense of the diversity of birds, and their behaviors and breeding systems, that one might see in a typical temperate Australian woodland.

Free Community Event

More information at <https://arboretum.ucsc.edu/education/ray-collett>, or (831) 502-2998
Donations Welcome!

VALENTINE SUCCULENT HEART WORKSHOP
SATURDAY, FEBRUARY 10TH AT 11AM & 2PM

Dig Gardens, 420 Water St.,
Santa Cruz

Join us for this fun workshop where you will design and plant a heart shaped wall planter for yourself or as a fun, personalized Valentine's gift! They make the perfect gift for anyone because everybody loves them!! They will be ready to give as a present right away. The gorgeous succulents and heart shaped planter made from redwood are both included in the price of the workshop. The planter is 10 inches high and 3 inches deep. \$75 all materials included

Please be sure to submit your phone number with your customer information in case they need to cancel or move the class.



Valentine Soup



Makes two pre-dinner servings.

INGREDIENTS;

1/2 pound red beets (about 3 medium)
 1 1/2 teaspoons butter
 1 1/2 teaspoons olive oil
 leek (white and pale green parts only),
 chopped
 1 small onion, thinly sliced
 1 celery stalk, chopped
 1/8 teaspoon ground ginger
 1/8 teaspoon ground allspice
 1/8 teaspoon ground white pepper
 2 cups water
 1 small bay leaf; 1 fresh thyme sprig; 1
 fresh parsley sprig
 1/4 cup whipping cream
 2 tablespoons crème fraîche

PREPARATION

Preheat oven to 350°F. Wrap beets in foil and roast until tender when pierced with fork, about 1 hour. Cool. Peel beets. Cut 1/4 of 1 beet into 1/4-inch cubes; reserve for garnish. Cut remaining beets into 1/2-inch pieces.

Melt butter with oil in heavy medium saucepan over medium-high heat. Add leek, onion, and celery and cook until beginning to brown, stirring frequently, about 13 minutes. Stir in ginger, allspice, white pepper, and 1/2-inch beet pieces. Cook until vegetables begin to stick to bottom of pot, stirring frequently, about 7 minutes. Add 2 cups water, bay leaf, thyme sprig, and parsley sprig. Bring to boil. Reduce heat to low, cover, and simmer until

vegetables are very tender, about 25 minutes. Remove bay leaf, thyme sprig, and parsley sprig. Cool soup slightly. Working in batches, puree soup in blender with cream. Season to taste with salt and pepper. (Can be made 1 day ahead. Cool slightly, cover, and refrigerate.) Gently rewarm soup (do not boil). Divide between 2 bowls. Garnish each with 1 table spoon crème fraîche. Sprinkle with reserved beet cubes.

---From

www.epicurious.com



Repurpose broken clay pots as plant labels—great idea.



This issue is packed full of comfort food recipes that are wholesome and hearty. Sharing a meal with loved ones is not only a simple pleasure, but also one of the most meaningful. See a 7-page excerpt for free, or order a complete 96-page copy for \$6.99 at <https://www.motherearthnews.com/store/product/mother-earth-news-winter-comfort-food-wiser-living-series>

**UC SANTA CRUZ ARBORETUM AND
BOTANICAL GARDEN PRESENTS**



**VOLUNTEER
ENRICHMENT SERIES**

The UC Santa Cruz Arboretum and Botanic Garden is happy to be presenting The Volunteer Enrichment Series! This series will take place February through June 2018. Each class is FREE with priority registration given for prospective and currently active volunteers.

The series kicks off on Wednesday, February 14th, 10 a.m–2 pm, at the Horticulture II Building with a general presentation about the arboretum with Executive Director, Martin Quigley, Ph.D and Brett Hall, Director of the Native Plant



Program. In this preliminary class titled **'What?, Why?, and How?'** we will address such questions as: 'What is the Arboretum?' 'What current and new projects are we

excited to be working on?' 'Why do we care?' and 'How do we do it?' We'll also cover such topics as: • Mediterranean Climates represented at the Arboretum • a general history of the UCSC Arboretum • 'horticulture' and 'agriculture' • our role as a Friends Group of UCSC (what is a Friends Group?) • our role as a living museum of rare and unusual plants • our role in conservation and the Native Plant Program • Who's who at the Arb and who does what? and last but not least... Volunteers ~The heart of the gardens!—current volunteer groups and new groups we hope to grow and support.

Class will begin with the



Watch this for Inspiration! glorious spring garden. If you live in a Mediterranean climate like ours, you should plant hardy annuals in February for a fabulous bloom-a-thon come April. Your garden will be in full and spectacular bloom just when everybody is rushing out to the garden centers!

presentation, then a short brown bag lunch break and will conclude with a fabulous tour. Please bring your own lunch. We will provide beverages and chips to complement your lunch.

Sign-up for class and tour using this link: www.volunteersignup.org/

**THE RAY COLLETT RARE AND
EXTRAORDINARY PLANTS
LECTURE SERIES**

**CONSERVING PLANTS ON A
CHANGING PLANET**

**SUNDAY, FEB. 18TH, 5 P.M.
ARBORETUM HORT. 2 BLDG.**

FEATURING EVAN P. MEYER

Assist. Director, Mildred E.
Mathias Bot,
Garden, UCLA



It is no secret that a large portion of the world's biodiversity is in an extremely perilous

position. The variety of threats facing wild organisms require a corresponding variety of solutions. One of the most critical threats, the loss of habitat, can be addressed through the preservation of wildlands (in-situ conservation). The other side of the coin, ex-situ conservation, seeks to protect individual species by maintaining and augmenting their populations outside of their natural habitats. The marrying of these two approaches is known as integrated plant conservation. Join Evan as he shares examples of how these efforts are being carried out in Southern California and discusses his belief that preserving biodiversity for future generations will require creativity, humility, and adaptation to the realities of a changing planet.



UC Santa Cruz Arboretum and Botanic Garden Presents

Handmade Paper-Making with Invasive Plants

Sunday, February 25th, 10 am to 4 pm

Learn how to identify, mindfully harvest, and transform invasive plants into beautiful sheets of handmade paper. This class is designed to provide an opportunity to experience the many possibilities that paper-making offers.

Each student will leave the workshop empowered with the knowledge to reproduce the process themselves, along with a sample of handmade paper from each lovely batch we prepare.

Class size is limited to 15 so sign up now!



Hand-Made Paper

Cost: \$50 members/ \$72 non-members
To pay and reserve your space visit us at
arboretum.ucsc.edu/news-events/events

Instructor: Melody Overstreet

Melody Overstreet is a local artist, poet, and educator. She has exhibited her work locally as well as internationally. She teaches Book Arts at Kirby School, and offers nature-craft centered workshops through Cabrillo College Extension, UCSC, and The Santa Cruz Natural History Museum. Her educational approach emphasizes the importance of connection to our origins through place, community, and seeds.

arboretum.ucsc.edu

DON'T MISS OUT! GET YOUR T-SHIRT WHILE YOU CAN!



BUY YOUR SHIRT AT THE NEXT MEETING. SIZES LEFT ARE WOMEN'S MEDIUM (JUST A FEW), LARGE AND XL.



Saturday, February 17th 10am - Noon

Permaculture Design is a method of landscape planning that can be applied to anything, from a home garden or farm to a city block or entire village. It is an ethically based whole-systems design approach that uses concepts, principles, and methods derived from ecosystems, indigenous peoples, and other time-tested systems to create human settlements and institutions.

Come meet **David Shaw**, a Permaculture and whole systems designer, facilitator, and educator, as well as founder of Santa Cruz Permaculture and the UCSC Common Ground Center. He has taught agroecology at UCSC since 2004. David works with people worldwide to build healthy, resilient connections with themselves, each other, and the natural world.

235 River St., Santa Cruz, CA | 831-423-0223

Store Hours: Monday - Friday, 8am to 5:30pm • Saturday, 8am to 5pm • Sunday, 9am to 5pm

San Lorenzo
GARDEN CENTER

NEXT BOARD MEETING

We'll be meeting at the home of Lupe Allen on February 26th at 6:00 p.m. Lupe's address is 103 Danube Dr., Aptos. You don't have to be a Board member to attend—join us!



The Gardeners' Club Membership

The time has come for membership renewal. Annual membership dues, which include all benefits, are only \$15.00, due by January 1st. The membership year lasts through the end of December, 2017. Dues entitle members to all club educational programs, our special events, plant trades and our awesome monthly newsletter. The "green" option is to receive an electronic PDF FULL-COLOR version of the newsletter by checking the newsletter e-mail option below. Consider sharing your passion for gardening, and supporting our club, by giving your favorite gardening enthusiast an opportunity to connect, share and learn with us. A gift membership is a gift nobody will want to return!



Ours is a club celebrating the joys of gardening, friendship, community, learning, nature and growth. We have a history of giving to the community, and have focused this giving in the last few years on scholarships for high school and Cabrillo College students who are working towards careers in horticulture. Because our dues are so low and we'd like to be able to continue to

give at least one additional scholarship, we are giving you the option of making an additional gift with your membership. Thank you!

Renew now so you don't miss anything - you'll be glad..

YOUR MEMBERSHIP



Name: _____ Phone: _____

Address _____

Email: _____

Newsletter Preference (check one):

☐ Full color PDF via e-mail

☐ Paper copy (B&W) via snail mail



Gift Membership

Name: _____ Phone: _____

Address _____ Email: _____

Newsletter Preference (check one):

☐ Full color PDF via e-mail

☐ Paper copy (B&W) via snail mail

Enclose check for \$15 per member, plus any additional contribution to our scholarship fund, made out to *The Gardeners' Club*. Mail to:

The Gardeners' Club % Suzanne Caron
P.O. Box 3025
Ben Lomond CA 95005



Membership amount	\$ _____
I would like to make an additional gift	\$ _____
Total	\$ _____



National Geographic, National Audubon Society, Cornell Lab of Ornithology, BirdLife International and more than 100 organizations join forces for 12 months of storytelling and science to examine how our changing environment is impacting birds around the globe. This campaign will include simple but meaningful actions that anyone can take for a healthy planet filled with the beauty of birds

This effort aims to heighten public awareness of birds because of their wonder and beauty—and because they symbolize nature's interconnectedness and the importance of caring for our shared planet. To get started, visitors to BirdYourWorld.org will discover simple but meaningful steps that anyone can take to help birds each month and join a pledge to participate. Think of it this way—how you take care of



the robin at your feeder in your backyard makes a difference!

You can take your first action in February—join the Great Backyard Bird Count. Count the birds you see for at least 15 minutes between February 16 and 19.


Share your tally to help scientists create a real-time snapshot of the world's birds. Your observations help track the health of bird populations. It is fun and easy—do it on your own, or with some friends. To get started, go to <http://gbbc.birdcount.org/>.



www.etsy.com/shop/curiousprintpattern.

Our front page logo is graciously shared with us by artist Lisa Zador. Order a print or see more of her work at her Etsy shop

It's easy-peasy to join our club!
Dues are \$12 per calendar year. Make check to "The Gardeners' Club" and mail to P.O. Box 3025, Ben Lomond, CA 95005. Meetings are held at 7:00 p.m. on the 2nd Thursday of each month at the Aptos Grange, 2555 Mar Vista Dr., Aptos



The Gardeners' Club

P.O. Box 3025, Ben Lomond CA 95005

Members-at-Large

Dee Weybright, 426-3028

DEENART@aol.com

Joanna Hall, 662-8821

jhaveclock@sbcglobal.net

Debbie Kindle, 462-6296

poppy-54@live.com

Plant Table

Lupe Allen, 247-2705

lupaea@ucsc.edu

Allan Neymark

457-2505

aneymark@hotmail.com

Jan Olafsson, 464-0554

humnusme@aol.com

Refreshments

Marge Gregory

684-1529

gregoriapantos@att.net

Webmaster

Joe Thompson

President

Cherry Thompson, 475-0991

cherrytea@comcast.net

Vice President & Publicity

Ilene Wilson, 724-4609

mygardensup@aol.com

Secretary

April Barclay, 688-7656

ABarclay@aol.com

Treasurer

Denise Rossi

475-3081

drossi342@comcast.net

Membership

Suzanne Caron 609-6230

Suzanne.bottomline@gmail.com

Hospitality

Janine Canada 359-5949

jcanada26@gmail.com

Newsletter Writer/Editor

Lise Bixler, 457-2089

lisebixler@sbcglobal.net

www.thegardenersclub.org