



The Gardeners' Club
Santa Cruz County,
California

JANUARY 2023



Writer/Editor: Lise
Bixler (lisebixler@sbccglobal.net)

EXPLORING THE MANY POSSIBILITIES OF INDOOR GARDENING

*Presentation by Morgan Louis
Followed by Q & A*

Thursday, January 12th, 7:00 p.m.

There is plenty to do and learn, plan and dream, this rainy January. Besides reading the many seed and plant catalogs arriving daily, and trying not to over-order, you may want to read the indoor gardening books featured on the next page, to add ideas and inspirations to build on those Morgan will share at our January meeting. And, let us be grateful for the rain!



From Australia, Palyku woman Sally Morgan and Yolŋu man Johnny Warrkatja Malibirr released Thank You Rain! This children's picture book is filled with gorgeous illustrations of raindrops in the treetops, birds singing in the rain and all things that are grateful for the rain. For a real treat, go to <https://www.youtube.com/watch?app=desktop&v=CNLWpjBV604> to watch a Hilltops Council librarian read it and sing some songs. Even better, find a little one to watch and hear it with! More info at Magabala Books, Australia's leading Indigenous publisher, <https://www.magabala.com/products/thank-you-rain>.

STAY DRY AND READ

This first book will be raffled at the January meeting!



Wild at Home: How to style and care for beautiful plants

by Hilton Carter

Take a tour through Hilton's own apartment and other lush spaces, filled with a huge array of thriving plants, and learn all you need to know to create your own urban jungle. As the owner of over 200 plants, Hilton feels strongly about the role of plants in one's home—not just for the beauty they add, but for health benefits as well: 'having plants in your home not only adds life, but changes the airflow throughout.'

It's also a key design element when styling your place. 'For me, it wasn't about just having greenery, but having the right variety of greenery. I like to see the different textures of foliage all grouped together. You take a fiddle leaf fig and sandwich it between a birds of paradise and a monstera and.... yes!'

You will be armed with the know-how you need to care for your plants, where to place them, how to propagate, how to find the right pot, and much more, and most importantly, how to arrange them so


that they look their best. Combine sizes and leaf shapes to stunning effect, grow your own succulents from leaf cuttings, create your own air plant display, and more.



The New Plant Parent

by Darryl Cheng

The creator of Instagram's House Plant Journal mixes love with scientific logic in this beautifully photographed guide for indoor gardeners. Darryl Cheng offers a new way to grow healthy house plants. He teaches the art of understanding a plant's needs and giving it a home with the right balance of light, water, and nutrients. With this book, the indoor gardener can be less a passive follower of rules for the care of each species and much more the confident, active grower, relying on observation and insight. And in the process, the plant owner becomes a plant lover, bonded to these beautiful living things by a simple love and appreciation of nature.



How to Garden Indoors & Grow Your Own Food Year Round.

Ultimate Guide to Vertical, Container, and Hydroponic Gardening Vegetables, Herbs, DIY Projects, Composting, Lights, & More by Kim Roman

Complete guide to successful indoor food production with clear, easy-to-understand guidance on how to grow year-round edible plants inside your home; grow charts for vegetables, fruits, and herbs, from tomatoes and garlic to peas and peaches; maximize your space indoors, with wall gardens, vertical gardening, and more, for the best vegetable yields all year long; composting, container gardening, hydroponic gardening, grow lights, choosing a growing area, DIY projects, and more.



Air Plants, by Zenaida Sengo shows how simple and rewarding it is to grow, craft, and design with these modern beauties. Decorating with air plants is made easy with stunning photographs that showcase ideas for using them mounted on walls, suspended from the ceiling, as living bows and jewelry, as screens, and in unique containers, like leather pouches, dishes, and baskets. Six step-by-step projects include a wood mount, a wall hook, lasso-and-hook wiring, a ceramic-frame garden, and three unique terrariums.

CELEBRATION! STARTING RIGHT WITH ORGANIC ROSE GROWING

**SATURDAY, JANUARY 21, 2023
AT 9:00AM TO 12:00PM**



**ALAN CHADWICK GARDEN
239 MCLAUGHLIN DRIVE,
SANTA CRUZ \$60**

Roses, arguably the "Queen of Flowers," can be finicky, but persistence pays off! This class will be a lively, interactive demonstration/discussion on growing roses in the home garden. Appropriate whether you intend to grow one, 10, or 100 roses, for while scale matters, the basics are the same. Visualize yourself in your future spring/summer garden, picking and choosing color combinations from a plethora of blooms - it all starts now, in the dead of winter.

This hands-on workshop will cover:

- Site selection and soil improvement factors
- Selecting roses: types and varieties and their features, including David Austins, Hybrid teas, Floribundas, Grandifloras, and Rugosa
- Getting started in the garden: Soil prep and planting, post-planting care, and initial pruning
- The yearly care cycle: an almanac of rose care throughout the calendar year: what do and when to do it
- Irrigation

- Pruning
- Pests and diseases: strategies and troubleshooting
- Fertilizer overview and timing of applications
- DIY: propagating roses from cuttings

Led by our own experienced rose grower and organic gardening instructor Orin Martin, this workshop takes place in the historic Alan Chadwick Garden at UC Santa Cruz. Admission to the workshop includes a free copy of the 40 page Rose Primer - An Organic Approach to Rose Selection & Care by Orin Martin.

*Rainout date is Sunday, January 28; full refund if you cannot attend on the rainout date.

Presented by the Friends of the UCSC Farm & Garden. Members receive a 10% discount on workshop cost. Learn more about becoming a member and sign up at [https://agroecology.ucsc.edu/get-](https://agroecology.ucsc.edu/get-involved/join-the-friends/index.html)

[involved/join-the-friends/index.html](https://agroecology.ucsc.edu/get-involved/join-the-friends/index.html). For accommodation requests, email agroecology.ucsc.edu.

FREE ROSE CLASS AT ALLADIN NURSERY

**SATURDAY, JANUARY 21, 2023
10:30-11:30 AM**

**ALAN CHADWICK GARDEN
239 MCLAUGHLIN DRIVE,
SANTA CRUZ \$60**

With ARS Certified Consulting Rosarians, come learn about rose pruning practices and procedures, pruners and tools, safety, IPM (Integrated Pest Management), fertilizers, and more!

Attendees are welcome to bring in their own rose plants for pruning and additional tips on proper care. Class is FREE!!a.)

FREE TALK
Rose Pruning Workshop
SATURDAY, JANUARY 28TH • 10:30AM – NOON

Get the expert's advice on pruning your roses for the upcoming season. **Members of the Monterey Bay Rose Society** will be here to answer questions and offer tips on pruning.

235 River Street • Santa Cruz | 831-423-0223
Store Hours: Monday - Saturday, 8am to 5pm • Sunday, 8:30am to 5pm
Visit us at SanLorenzoLumber.com/Garden-Center

San Lorenzo
GARDEN CENTER

GETTING STARTED WITH FRUIT TREES

SATURDAY, JANUARY 7
9:00AM TO 12:00PM

ALAN CHADWICK GARDEN
239 MCLAUGHLIN DRIVE
SANTA CRUZ

Learn how to select, plant, grow and manage healthy, productive deciduous fruit trees organically with instructor Orin Martin, manager of the Alan Chadwick Garden and author of Fruit Trees for Every Garden.

Planting a fruit tree should be a considered act, and yet it's common for people to simply grab a tree, grab a spade, dig a hole and plant the tree. Most mistakes made with fruit trees are a result of poor, or even no planning.

In this workshop we will review the 'prerequisites' required for healthy trees:

- Site selection to determine your microclimate conditions
- Soil assessment and improvement options
- Sourcing quality trees
- Chill hours required
- How to choose size-controlling rootstocks



- Delicious and reliable fruit tree varieties for the Monterey Bay area

After going over these basics, we will walk to the orchard for a hands-on demonstration that covers installation and maintenance considerations such as:

- Planting your young tree
- Fertilization, mulching, and growing cover crops
- Watering

Pruning and training young trees

A review of the growing season and what to do when

A series of informative handouts will be provided. Orin's excellent book on

growing fruit trees, *Fruit Trees for Every Garden*, will be available for sale.

*Rainout date Jan 14th, full refund if you cannot attend on the rainout date.

Presented by the Friends of the UCSC Farm & Garden. Cost is \$50; buy your ticket at https://commerce.cashnet.com/cashnetg/static/storefront/UCSC_CASFS/catalog/CAS_WRKSHOPS/item-details/CASFS-FRUIT. Members receive a 10% discount on workshop cost. Learn more about becoming a member and sign up at <https://agroecology.ucsc.edu/get-involved/join-the-friends/index.html>. For accommodation requests, email agroecology.ucsc.edu.



FREE TALK

Fruit Trees in the Garden

SATURDAY, JANUARY 14TH • 10AM - NOON

Matthew Sutton of Orchard Keepers will be here to help you with your backyard fruit garden. He will offer tried-and-true methods for pruning at planting time, soil prep and successful planting, and selecting the best varieties for the Santa Cruz area.

San Lorenzo
GARDEN CENTER

235 River Street • Santa Cruz | 831-423-0223
Visit us at SanLorenzoLumber.com/Garden-Center
Store Hours: Monday - Saturday, 8:00am to 5:00pm
Sunday, 8:30am to 5:00pm



CALIFORNIA RARE FRUIT GROWERS

Monterey Bay Chapter

SCION EXCHANGE

JANUARY 21, 2023 @ 11:00 AM - 3:00 PM
SOQUEL HIGH SCHOOL,
401 SOQUEL SAN JOSE RD., SOQUEL

FREE MEMBER ACCESS OPENS AT 11 A.M.
\$5.00 GENERAL PUBLIC ACCESS OPENS AT 11:00 A.M.



The annual Scion Exchange in January is the Santa Cruz and Monterey Bay area's major exchange of dormant propagable fruit material. At this event, run by the Monterey Bay Chapter of the California Rare Fruit Growers, we distribute scionwood of hundreds of varieties apple, pear, plum, peach, apricot, and other species. We also typically have rootable cuttings of fig, pomegranate, grape, and more, as well as various exotic cuttings, seed, and seedlings that are seasonally appropriate for propagation. If you're new to propagating fruit, we offer tutorials at this event on how to graft trees. When seasonality of our nursery suppliers allows for it, we sell apple and Prunus rootstocks at this event.



BARE ROOT TIME

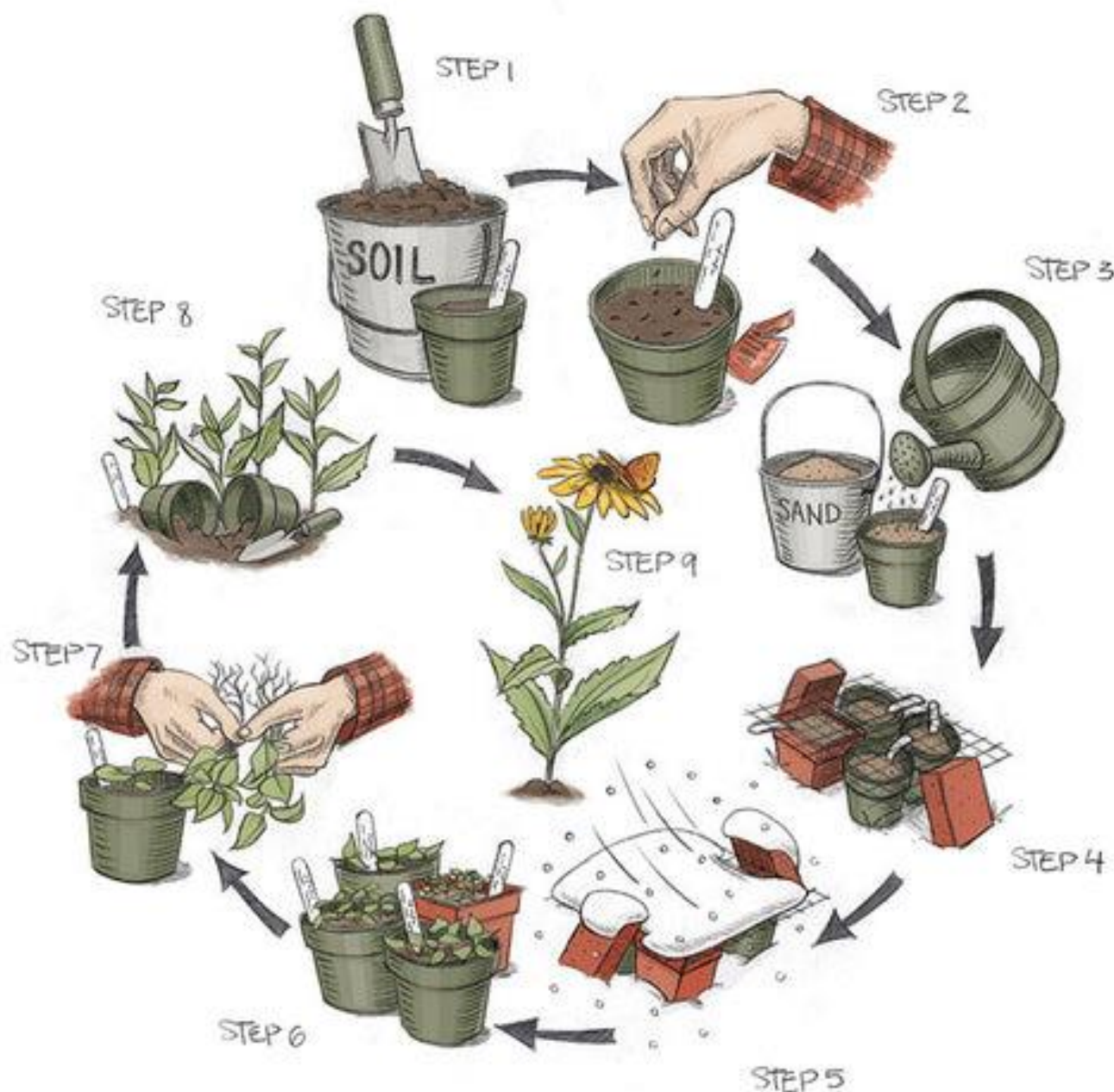
Bare root plants have arrived at our local nurseries, from Watsonville to Ben Lomond, in abundance! Among food producing plants sold as bare root stock this time of year, look for cane berries (raspberries, blackberries, boysenberries, etc.), rhubarb and asparagus. Also arriving now are horseradish and small fruits such as grapes, blueberries, currants, and gooseberries. Most deciduous fruit trees sold in bare root form, or in sleeves. (Sleeved plants include figs, pomegranates, blueberries, and goji berries.) Check with your favorite garden center for arrival dates and lists of expected stock; many nurseries now post that information on their web sites or in regular e-mail newsletters.

"Bare root" means that the grower has dug up the dormant leafless plant, knocked the soil from its roots and shipped it to the resale nursery without potting it, or with its roots bare. Evergreen plants are not sold this way; only deciduous, or plants that drop their leaves in winter, can be bare rooted. Bare root plants can be priced lower than potted plants and will establish strongly if planted and pruned properly.

Ready for a berry patch? Have you tried growing thornless erect blackberries? Erect blackberries are a little easier to grow than the trailing blackberries, but they do require maintenance. Plant 3 feet apart and the tops of bare root plants should be cut back to about 6-8-inches. This helps plants to direct their energy to developing a strong root system during the first year, which makes plants healthier and more productive over the long run. Good producers of tasty fruit are 'Arapaho', 'Ouachita', and 'Triple Crown'. For Boysenberry, try the thornless variety appropriately named 'Thornless'. For raspberries, in our area they tend to sunburn so plan on providing a shade cloth. 'Fall Gold' is a yellow variety that doesn't sunburn as easily.

WINTER NATIVE SEED SOWING IN NINE EASY STEPS

<https://wildseedproject.net/2016/11/ideal-time-for-sowing-native-seeds/>



<https://joegardener.com/podcast/easiest-way-to-start-and-grow-native-seeds-winter/>

How to Germinate Native Seeds

One of the joys of propagating native plants is that you don't need expensive or sophisticated facilities. Native seeds are ideally suited to germinate outdoors in beds or pots. For many native plants, germination outdoors is often better than when seeds are sown in a greenhouse where the temperature is too consistent and high humidity creates perfect conditions for rot. With outdoor propagation, seeds germinate when the conditions are optimum for each species.

The Gardeners' Club Membership

Annual membership dues, which include all benefits, are still only \$15.00. The membership year lasts through the end of December, 2023. Dues entitle members to all club educational programs, our special events, plant trades and our awesome monthly newsletter. The "green" option is to receive an electronic PDF full-color version of the newsletter by checking the news-



letter e-mail option below.

Ours is a club celebrating the joys of gardening, friendship, community, learning, nature and growth. Renew your membership now so you won't miss a thing...you'll be glad you did.

Consider sharing your passion for gardening, and supporting our club, by giving your favorite gardening enthusiast an opportunity to connect, share and learn with us.

your 2023 membership

Name: _____ Phone: _____

Address _____ Email _____

newsletter preference (check one):

☐ Full color PDF via e-mail

☐ Paper copy (B&W) via snail mail

gift membership

Name: _____ Phone: _____

Address _____ Email: _____

newsletter preference (check one):

☐ Full color PDF via e-mail

☐ Paper copy (B&W) via snail mail

Enclose check for \$15 per member, made out to _____
The Gardeners' Club . Mail to:

The Gardeners' Club % Suzanne Caron
P.O. Box 3025
Ben Lomond CA 95005

Membership Dues: \$ _____

Gift Membership(s): \$ _____

TOTAL: \$ _____



The Gardeners' Club

P.O. Box 3025, Ben Lomond CA 95005

President

Cherry Thompson, 475-0991

cherrylea@comcast.net

Vice President & Publicity

Vacant

Secretary

April Barclay, 688-7656

AABarclay@aol.com

Treasurer

Dena Gonsalves, 477=0847

denagonsalves@hotmail.com

Membership

Suzanne Caron 609-6230

Suzanne.bottomline@gmail.com

Hospitality (Temporary)

Pat McVeigh

566-4553

pmcveigh@baymoon.com

Newsletter Writer/Editor

Lise Bixler, 457-2089

lisebixler@sbcglobal.net

www.thegardenersclub.org

Members-at-Large

Debbie Kindle

poppy-54@live.com

Plant Table

Lupe Allen, 247-2705

luplea@ucsc.edu

aneymark@hotmail.com

Jan Olafsson, 464-0554

hnumsm@aol.com

Refreshments

Marge Gregory


684-1529

margegregory41@gmail.com

Webmaster

Joe Thompson

joe@joehometech.com



It's easy-peasy to join our club!

Dues are \$15 per calendar year. Make check to "The Gardeners' Club" and mail to P.O. Box 3025, Ben Lomond, CA 95005. Meetings are held at 7:00 p.m. on the 2nd Thursday of each month at the Aptos Grange, 2555 Mar Vista Dr., Aptos

Our front page logo is graciously shared with us by artist Lisa Zador. Order a print or see more of her work at her Etsy shop www.etsy.com/shop/curiousprintpattern.