



Into the Garden

The Gardeners' Club
Santa Cruz County,
California

May 2025

Writer/Editor: Lise Bixler
lisetula@gmail.com

Spring Plant Sale and Swap

Don't miss this wonderful opportunity to get free and bargain-priced plants and paraphernalia for your garden. Our members have been industriously dividing their perennials, potting up seedlings and extra plants, collecting seeds, bagging bulbs, gleaning surplus harvest, thinning tool and décor collections—all to make our trade and sale event a rich and rewarding experience. Come choose from a limitless variety of plants, bulbs, perennials, shrubs, seeds, small trees, tools, pots, vases, planters, books, magazines, knick-knacks and anything/everything garden. If you don't have plants to trade, you can buy stuff at ridiculously low prices. You are sure to discover something new to try. See you there!

More
information
on inside
back cover

Join us! Thursday
May 8, 7:00 pm
Aptos Grange Hall
2555 Mar Vista Dr.

Post an invite to attend
on your Facebook/
Neighborhood page. New
members who sign up
will get a free plant!

May is National Salad Month!



And, because Cinco de Mayo falls during National Salad Month, we can celebrate both with the following salad.

CINCO DE MAYO CARROT SLAW



Serves 6-8 as a side or taco topping
Recipe by the Nanuck Chef, inspired by The Cookin Canuck.

INGREDIENTS

2 large carrots
1 bunch radishes (about 1 lb or 12 radishes)
Cilantro (small bunch)

1/2 a jalapeño (optional)
Juice of 2 limes
1 tsp. Ground cumin
2 TBSP Olive oil
2 tsp. Honey or agave nectar
Salt

INSTRUCTIONS

Wash veggies and cilantro. Peel the carrots (Optional). Cut off ends of carrots. Trim both sides of radishes. Cut the jalapeño in half and remove the seeds.

Set up food processor with the shredder attachment. Push the carrots and radishes through the food processor with the plastic guard.

Pour the shredded carrots and radishes into mixing bowl.

Pick cilantro leaves off the stems of a small bunch. With your hands, tear the leaves into small pieces. Add to the shredded carrots.

In a small bowl, add honey, cumin, olive oil, a pinch of salt and lime juice. Measure 2 tsp honey and pour into the small bowl. Whisk the dressing. Pour the dressing into the mixing bowl with the veggies, and toss.

Serve by itself, as a side, or as a taco or tostado topping.


Cinco de Mayo Rose



One of the most uniquely colored roses and with unrivaled flower power among floribundas, 'Cinco de Mayo' features unique double blooms in almost indescribable shades of smoky lavender and a rusty red-orange, all on the same bloom. It emits a mild sweet apple scent on a

continual blooming rose. The petal colors are brighter when temperatures are warm and "smoky" when it's cooler. Blooms start appearing in abundance in spring and continue through the season all the way to frost. Available at Heirloom Roses, <https://heirloomroses.com/products/cinco-de-mayo>.

Happy Nurturer Day(s)



We gardeners are expert nurturers, and appreciate nurturing whenever we come across it. This Thank You For Nurturing Me card was inspired by Suzanne Simard's TED Talk and research on how trees nurture their offspring by sharing nutrients through their roots! This gender inclusive parenting card is perfect for Mother's Day, Father's Day or to send to anyone who has been in a parenting, caregiver or educator role in your life. Illustrated and hand-lettered in watercolor by Seattle artist Brigida Swanson. Purchase at <https://yardia.co/products/thank-you-for-nurturing-me-card>.



Welcome to open Days May 10th, 2025

Welcome to Open Days!

Fueling America's passion for gardens, the Garden Conservancy's Open Days program annually celebrates the country's most exciting, creative, and innovative private gardens. Open Days is made up of a nationwide community of gardeners and garden enthusiasts teaching and inspiring each other and the public. From expert to novice, there is no better way to improve as a gardener than by experiencing a diverse range of gardens, and gardening traditions, firsthand.

Registration is now open for all Open Days through the end of May! There are some stupendous gardens open to visit in the East Bay, and I've signed up for several, including that of artist Keeyla Meadows in Albany. They are \$5 for Conservancy members and \$15 for non-members. Check them out at

<https://www.gardenconservancy.org/events/all-events?types=Open+Days+Ticket&from=2025-05-01&to=2025-05->



Albany, CA
Saturday, May 10th Open
Day at Keeyla Meadows
Gardens & Art



Oakland, CA
Saturday, May 10th Open
Day at Meadow's Edge



Berkeley, CA
Saturday, May 10th Open
Day at Berkeley Pollinator
Playground



Albany, CA
Saturday, May 10th Open
Day at Blooms and Birds



Oakland, CA
Saturday, May 10th Open
Day at Oakland Cramscape



Piedmont, CA
Saturday, May 10th Open
Day at Piedmont Oasis



Berkeley, CA
Saturday, May 10th Open
Day at Rhyolite Repose

GARDENS FOR PEACE TOUR

Saturday, May 10

11 a.m.-4 p.m.



5 Santa Cruz area gardens in full bloom! Nibbles and activities at each site!

Tour five gardens in the Santa Cruz area on May 10, the Saturday before Mother's Day.

- In Scotts Valley, visit a large garden with roses, colorful flowers, and an orchard
- In Santa Cruz, a woodland garden of blooming azaleas and rhododendrons in a grove of redwood trees
- A wildlife friendly garden surrounding a Victorian house near downtown Santa Cruz
- A garden with a New Zealand flavor and many colorful flowers in Live Oak area
- Near the harbor, a colorful patio garden



Purchase tickets at <https://www.eventbrite.com/e/gardens-for-peace-tickets-1302063810909?aff=erelexpmlt>. Tickets are \$50 a person or a carload for \$120. Parking is limited at some locations, so bring your friends. The entrance fee includes refreshments

and a surprise at each garden. Upon ticket purchase full list of addresses and descriptions will be e-mailed. Then, Pick up your illustrated map at the first garden you visit. Benefit for programs of Peace United Church of Christ an open, affirming and inclusive community. Gardens open at 11:00 and close at 4:00.



SPRING PLANT

SALE 2025

UCSC Center for Agroecology

Saturday, May 3 10am to 4pm

Planning your spring garden? Support your campus farm by shopping for your seedlings at the Center for Agroecology's annual Spring Plant Sale, happening at the Hay Barn, 1008 Ranch View Road, Santa Cruz 95064!

Our high quality organic vegetable, flower, and herb seedlings are grown by staff, students, and volunteers in the UCSC Farm greenhouses. Plants for sale will include tomatoes, peppers, strawberries, cucumbers, greens, lettuces, squash, basil, eggplant, tomatillo, chris, collards, kale, chard, leeks, shallots, scallions, pumpkins, flowers, and more. Friends of the UCSC Farm & Garden members gain early admission to the plant sale (beginning at 9am) and receive 10% off all purchases with a current membership card. Become a member or renew your membership to receive these benefits. Cash or checks preferred, but credit cards accepted.

MEET BILL KUGLER!



E-mail message from Club Member Teresa Engel: "I wanted to share with you an experience I had yesterday hoping you will share it with members of this club. I went to Bill Kugler's home in Aptos. He is a retired gent that loves gardening and propagating plants. He roots 'em and pots 'em up and sells them from his large front yard. His prices are CHEAP and he loves to share his knowledge about his plants. A super kind human. He appreciates a text or call prior to going to his home to assure he'll be there."

Your editor (Lise) was thrilled to get this message, because Bill has been a dear friend for many years. I've still saved poems he wrote for us when he worked with my husband Cliff! I echo that he is incredibly kind, and generous, energetic, creative, enthusiastic and just an all-over wonderful human being.

Bill Kugler, 1945 Cox Rd., Aptos

4 (831) 325-1821

kugler.bill4@gmail.com

Santa Cruz Bonsai Kai AND the Santa Cruz Orchid Society's



Bonsai and Orchid Show and Sale

Member Sales, Vendors, Demonstrations
American Orchid Society Judged Exhibit

Hosted by
Santa Cruz Orchid Society
Santa Cruz Bonsai Kai

Sat. May 3, 10 a.m. - 5 p.m.
Sun. May 4, 10 a.m. - 4 p.m.

Capitola Mall
(inside the former Sears location)
1855 41st Avenue, Capitola, CA

Photos by Patrick Jagger Photography
Free Admission

Santa Cruz Orchid Society is a registered 501(c)3 non profit organization

Santa Cruz Bonsai Kai is having their annual Bonsai Show and Sale., and are joining the Santa Cruz Orchid Society to host this two-for-one event!!!

Not only will there be more than 60 fine bonsai on display, but there will also be activities for kids, raffle prizes, vendors and their wares, personal help and advice for your trees, an education display--all this and free admission, too! Come and enjoy the amazing display of bonsai trees and orchids. There will be demonstrations by both organizations on both days. Come see the American Orchid Society Judged Exhibit and bonsai demonstrations by a bonsai member on transforming a common nursery stock tree to a tree in a small pot and how to repot orchid plants. A newly-created bonsai tree will be offered in a beneficial drawing after each demonstration. The member and vendors sales area will feature bonsai and pre-bonsai trees, pots and other bonsai related items while there will be Orchid and other exotic plants for sale, too. There will be mini demonstrations on origami, sumi-e Japanese ink painting [not confirmed] and bonsai designing and

wiring demonstrations. Free Admission.

This is our 37th year as a club and we are going all out to give you a fantastic time.

Demonstrations & Activities:

Sumi-E Ink Painting

From 11am – 1pm on both days, there will be a Sumi-e - Japanese Ink Painting demonstration. Sumi-e painting has been a revered art form for many centuries. Using only black ink and its values, it captures the essence of the subject. Come try Sumi-e painting for yourself...feel the joy of capturing a painted bamboo leaf!

Carolyn Fitz will demo and have supplies for you to try your hand at it! Carolyn has taught classes at Cabrillo College Extension for many years. Go online to find out when her next classes will be held at Cabrillo College Extension website. She offers various free art classes throughout the year at the Scotts Valley Library, Fire-side Community Room. For more information, check schedule and register at Santacruzpl.org.

Bonsai styling demonstrations

At 1:30pm each day, there will be a demonstration on how to create a bonsai from ordinary

potted plants. On Saturday, Robert Potts will work on a living spruce Christmas tree; and on Sunday, Gareth Shepherd will work on a Shimpaku juniper—both of which will be raffled after their transformation!

Love Apple Farms

The workshops at Love Apple Farms are absolutely the best. Go to their web site to find out more about each class, to register, to buy a gift certificate for someone else to take a class, and to read all of their wonderful detailed articles on growing tomatoes. Here are the May dates:

Tomato Masters: May 3 (Sat.)

Summer Vegetable Gardening: May 10 (Sat)

Simple Drip Irrigation: May 11 (Sun)

Growing Culinary Herbs: May 4 (Sun)

Oh, yes...and don't forget to read all about their tomato seedling sale in Scotts Valley!

<https://www.growbetterveggies.com/growbetterveggies/>





May Gardening Tasks

Plant more lettuce, spinach, arugula and peas while the soil is still cool enough.

Divide phlox, coreopsis, coral bells. Pinch back Sedum Autumn Joy, asters and mums. Take cuttings for

new plants from azaleas, carnations, chrysanthemums, geraniums and succulents.

Beef up borders with perennials before the soil warms too much. Cooler soil encourages healthy roots.

Thin leafy greens so plants have plenty of room – about two inches apart is just right.

Loosen roots of annuals crammed into cell packs so they spread out and grow strong.

Check your irrigation system. Give it a test run, look for leaks and make repairs as needed. If you are using a drip systems and plants are getting bigger, you may need to add another drip emitter to make sure both sides of the roots get water. Check your timer, if you have one, and try to make your irrigation timing less frequent, but longer so the water can get deep.

Watch for runoff and, if needed, alter your program to include breaks between runs; this will allow the soil time to absorb the water.

Sow seeds of corn, squash, carrots and cucumbers. Sow bush beans 2 inches apart. Pole beans need a foot between plants – and a trellis to climb

Snip off faded daffodil flowers. But remember to let the foliage stay to feed the bulb.

Feel the heat. It's the "safe planting date" for heat-lovers like eggplants and petunias. And, it is tomato time! Support or cage tomato plants early.

Loosen or remove stakes from trees planted in winter.


Deadhead and groom geraniums for longer flowering.

Nature doesn't encourage bare soil and neither should we. For shrubs, trees and ground covers, use at least 1" of compost and 3" of shredded native tree trimmings or shredded hardwood bark. Mulch vegetable gardens with 8" of partially completed compost or straw. Mulch preserves moisture, eliminates weeds and keeps the soil surface cooler which benefits earthworms, microorganisms and plant roots.

Thin fruit on fruit trees as needed (use the width of your closed fist as a rough guide). Before apples, Asian pears, nectarines, and peaches reach an inch in diameter, gently twist off enough fruit to allow 4 to 6 inches between

Pest Management for Your Vegetable Garden - DEMO

UC Master Gardeners of Monterey & Santa Cruz Counties



Date & Time

May 10 2025 from 10:00am to 12:00pm

Venue

Pinto Lake County Park Demonstration Garden

757 Green Valley Road
Watsonville, CA 95076
United States

Event Type

Workshops

Register at:

<https://www.zeffy.com/en-US/ticketing/pest-management-for-your-vegetable-garden-demo>




This third class in our Vegetable Growing series will acquaint you with the most pesky invertebrate pests in your spring/summer vegetable garden and techniques to manage them. You don't have to have taken the earlier classes. You will learn to differentiate between the bad guys and the beneficials, focus on prevention, and choose the least harmful controls. Come join us to prepare for the inevitable!

This is an in-person event

Rather take this class online? It is being offered May 8th from 5:30-7:00 pm.

Register at <https://www.zeffy.com/en-US/ticketing/pest-management-for-your-vegetable-garden>



remaining fruit.

If you did not fertilize last month, fertilize roses, citrus, trees, shrubs. Fertilize azaleas, camelias, and rhododendrons when they finish blooming.

Prune rhododendrons after flowering. Pinch out the old buds and shape by pruning away as much as one-third of the plant. Do it promptly before the plant creates next year's flowering buds.

Plant out summer bulbs such as callas, cannas, dahlias, gladiolus, lilies, tigredia and tuberous begonias.



Instructions & Tally Sheet for Plant Sale and Swap

Don't miss this wonderful opportunity to get free and bargain-priced plants and paraphernalia for your garden. Come choose from a limitless variety of plants, bulbs, perennials, shrubs, seeds, small trees, tools, pots, vases, planters, books, magazines, surplus harvest, knick-knacks and anything/everything garden. If you don't have plants to trade, you can buy stuff at ridiculously low prices. You are sure to discover something new to try.

You can take plants or other goodies home by either paying with cash or check, or by bringing plants and other items for trade. Fill out this form before the meeting if you are going to trade. This is the credit you'll get for what you bring:

- 2", 3" or 4" pots: \$1 each
- 5" pot or 6-pack: \$1.50 each
- 1 gallon pot: \$2 each
- 5 gallon pot: \$4 each

Miscellaneous items are priced at the meeting.

Label your plants with their common or botanical names, and put your name on them in case purchasers have questions.

Please don't bring loose, dirty plants that would make a mess, or plants you wouldn't be proud to put your name on.

We appreciate all of you who come early to help set up – it's a lot of work! And if you can, plan on staying to help with clean-up.

We'll start accepting plants at 6:40 p.m. The purchase prices are:

2", 3" or 4" pots: \$2 each

5" pot or 6-pack: \$3 each

1 gallon pot: \$4 each

5 gallon pot: \$8 each

When there are multiples of the same plant available, please take only one until other members have had a chance to buy one. If there are multiples left over, then you can

grab them! Plants that don't get sold or given away go home with the person who brought them.

Good luck, and have fun!



Please complete this form at home and bring it with you to the meeting.

Number of 2, 3 or 4" pots: _____ X \$1.00 = _____

Number of 6" pots or 6-packs: _____ X \$1.50 = _____ (round up to whole number)

Number of 1-gal. pots: _____ X \$2.00 = _____


Number of 2-gal. pots: _____ X \$4.00 = _____

Miscellaneous items will be priced at meeting _____



FIRST FRIDAY MAY FLOWER SHOW AT THE TANNERY

Come to the Tannery First Friday, May 2, and see their May Flower Show. Work by printmakers Jane Gregorius, Mary Neater, Janis O'Driscoll, Cindy Haug, Andrée LeBourveau, and Linda Craighead 6:00-9:00 pm, 1060 River St, Studio 107, Santa Cruz.



May 23rd
10 a.m-1 p.m.
Palace Arts,
41st Ave.
\$44.52

In this introductory watercolor workshop, professional artist Ana of Follow the Sun will guide you through a series of exercises to explore the magical medium of watercolor painting. After we've covered the basics & are familiar with the medium, we will create our own finished watercolor wildflower gardens. All supplies are included.


This class is geared towards beginners, whether you are entirely new to the medium or have worked on a few paintings on your own. The class will equip you with confidence and control with watercolor paints for an effortless & joyful creative experience! Register at <https://www.eventbrite.com/e/watercolor-wildflowers-workshop-tickets-1331996700989?aff=erelexpmlt>



www.etsy.com/shop/curiousprintpattern.

Our front page logo is graciously shared with us by artist Lisa Zador. Order a print or see more of her work at her Etsy shop

It's easy-peasy to join our club!
Dues are \$20 per calendar year. Make check to "The Gardeners' Club" and mail to P.O. Box 3025, Ben Lomond, CA 95005. Meetings are held at 7:00 p.m. on the 2nd Thursday of each month at the Aptos Grange, 2555 Mar Vista Dr., Aptos



The Gardeners' Club
P.O. Box 3025, Ben Lomond CA 95005

President
Cherry Thompson, 475-0991
cherrytea@comcast.net

Vice President & Publicity
Vacant

Secretary
April Barclay, 688-7656
AABarclay@aol.com

Treasurer
VACANT

Membership
Suzanne Caron 609-6230
Suzanne.bottomline@gmail.com

Hospitality
Joanna Hall
628821

jhaveclock@sbcglobal.net
Newsletter Writer/Editor
Lise Bixler, 457-2089
lisebixler@sbcglobal.net

Members-at-Large
lv41@gmail.com
Margegrego-
margereggo-1941@gmail.com

Refreshments
Marge Gregory
684-1529

Members-at-Large
George & Evelyn Zhovreboff
(916) 303-3673
zhovreboff@aol.com

Webmaster
Joe Thompson
pmcveigh@baysmoon.com
566-4553

www.thegardenersclub.org